

Copyright[®] 2017 by Big Bike Parts, Inc. No part of this instruction sheet may be reproduced without the written permission of Big Bike Parts, Inc.

PART NO. 10-112

H4 LED HEADLIGHT BULB


6/12/2017

FITMENT: UNIVERSAL


*PLEASE READ THROUGH AND UNDERSTAND THESE INSTRUCTIONS BEFORE BEGINNING.
ESTIMATED INSTALLATION TIME: 10 TO 15 MIN.*




**UNPLUG OLD BULB.
UNHOOK WIRE CLIP AND
REMOVE BULB.**



**REMOVE THE MOUNTING
PLATE FROM THE LED BULB
AND INSTALL IT IN THE
LIGHT HOUSING.**



**INSTALL THE BULB AND
CONNECT TO POWER. SPREAD
HEATSINKS AS SHOWN.**



**REPLACE THE DUST COVER
(IF EQUIPPED) AND TEST
THE HEADLIGHT.**