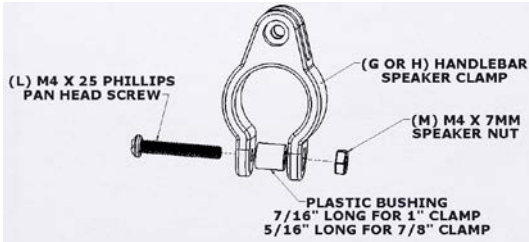


BIG BIKE PARTS[®]

Copyright © 2012 by Big Bike Parts, Inc. No part of this instruction sheet may be reproduced without the written permission of Big Bike Parts.

MOTORCYCLE SOUND SYSTEM
PART NO. 13-250

NOTE: When using the handlebar clamp install plastic bushing as shown before tightening.

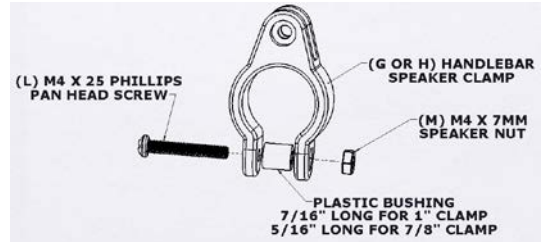


BIG BIKE PARTS[®]

Copyright © 2012 by Big Bike Parts, Inc. No part of this instruction sheet may be reproduced without the written permission of Big Bike Parts.

MOTORCYCLE SOUND SYSTEM
PART NO. 13-250

NOTE: When using the handlebar clamp install plastic bushing as shown before tightening.

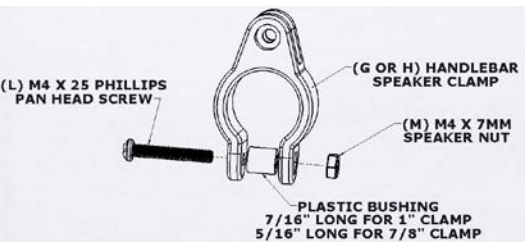


BIG BIKE PARTS[®]

Copyright © 2012 by Big Bike Parts, Inc. No part of this instruction sheet may be reproduced without the written permission of Big Bike Parts.

MOTORCYCLE SOUND SYSTEM
PART NO. 13-250

NOTE: When using the handlebar clamp install plastic bushing as shown before tightening.

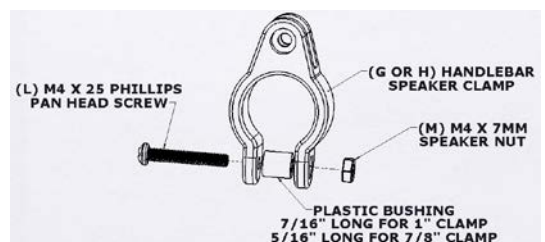


BIG BIKE PARTS[®]

Copyright © 2012 by Big Bike Parts, Inc. No part of this instruction sheet may be reproduced without the written permission of Big Bike Parts.

MOTORCYCLE SOUND SYSTEM
PART NO. 13-250

NOTE: When using the handlebar clamp install plastic bushing as shown before tightening.

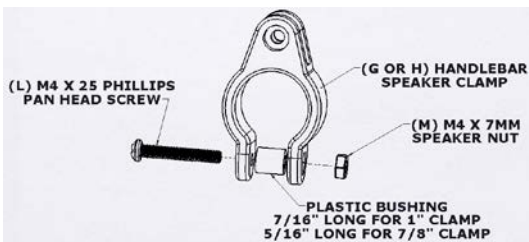


BIG BIKE PARTS[®]

Copyright © 2012 by Big Bike Parts, Inc. No part of this instruction sheet may be reproduced without the written permission of Big Bike Parts.

MOTORCYCLE SOUND SYSTEM
PART NO. 13-250

NOTE: When using the handlebar clamp install plastic bushing as shown before tightening.

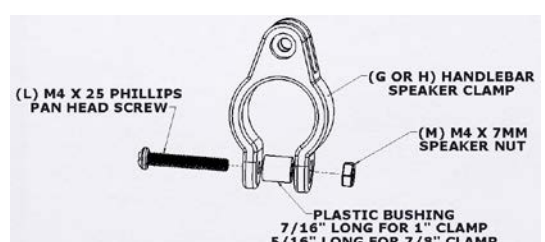


BIG BIKE PARTS[®]

Copyright © 2012 by Big Bike Parts, Inc. No part of this instruction sheet may be reproduced without the written permission of Big Bike Parts.

MOTORCYCLE SOUND SYSTEM
PART NO. 13-250

NOTE: When using the handlebar clamp install plastic bushing as shown before tightening.

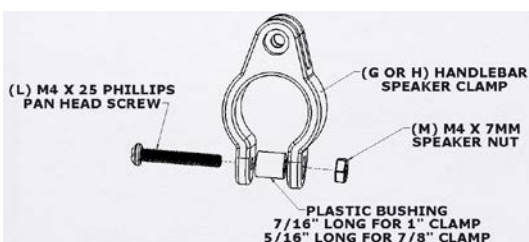


BIG BIKE PARTS[®]

Copyright © 2012 by Big Bike Parts, Inc. No part of this instruction sheet may be reproduced without the written permission of Big Bike Parts.

MOTORCYCLE SOUND SYSTEM
PART NO. 13-250

NOTE: When using the handlebar clamp install plastic bushing as shown before tightening.



BIG BIKE PARTS[®]

Copyright © 2012 by Big Bike Parts, Inc. No part of this instruction sheet may be reproduced without the written permission of Big Bike Parts.

MOTORCYCLE SOUND SYSTEM
PART NO. 13-250

NOTE: When using the handlebar clamp install plastic bushing as shown before tightening.

