

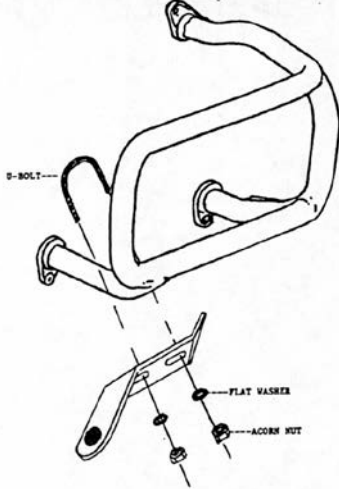
BIG BIKE PARTS **INSTALLATION INSTRUCTIONS**
CASE GUARD FOR HONDA
TOE REST GOLD WING
PART NO. 2-484 1988-97 GL1500/6

Copyright© 2001 by Big Bike Parts, Inc. No part of this instruction sheet may be reproduced without the written permission of Big Bike Parts, Inc.®

Revised 7/25/2017

TOOLS REQUIRED: 10MM WRENCH

POSITION U-BOLT OVER LOWER CASE GUARD SUPPORT AND FASTEN TOE REST INTO PLACE WITH WASHERS AND NUTS PROVIDED.



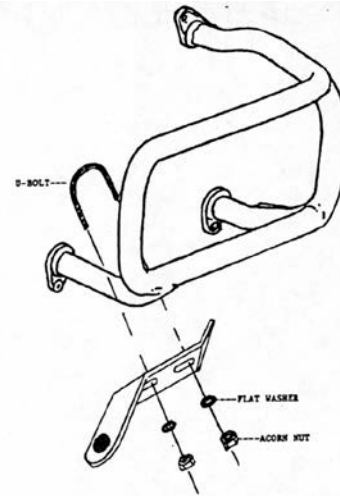
BIG BIKE PARTS **INSTALLATION INSTRUCTIONS**
CASE GUARD FOR HONDA
TOE REST GOLD WING
PART NO. 2-484 1988-97 GL1500/6

Copyright© 2001 by Big Bike Parts, Inc. No part of this instruction sheet may be reproduced without the written permission of Big Bike Parts, Inc.®

Revised 7/25/2017

TOOLS REQUIRED: 10MM WRENCH

POSITION U-BOLT OVER LOWER CASE GUARD SUPPORT AND FASTEN TOE REST INTO PLACE WITH WASHERS AND NUTS PROVIDED.



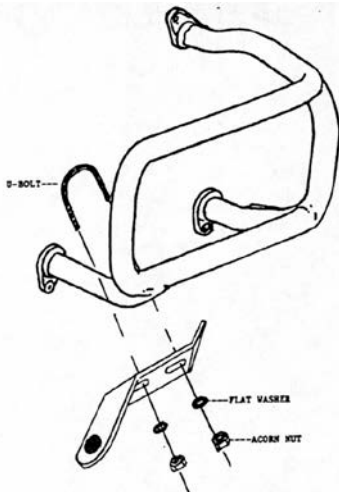
BIG BIKE PARTS **INSTALLATION INSTRUCTIONS**
CASE GUARD FOR HONDA
TOE REST GOLD WING
PART NO. 2-484 1988-97 GL1500/6

Copyright© 2001 by Big Bike Parts, Inc. No part of this instruction sheet may be reproduced without the written permission of Big Bike Parts, Inc.®

Revised 7/25/2017

TOOLS REQUIRED: 10MM WRENCH

POSITION U-BOLT OVER LOWER CASE GUARD SUPPORT AND FASTEN TOE REST INTO PLACE WITH WASHERS AND NUTS PROVIDED.



BIG BIKE PARTS **INSTALLATION INSTRUCTIONS**
CASE GUARD FOR HONDA
TOE REST GOLD WING
PART NO. 2-484 1988-97 GL1500/6

Copyright© 2001 by Big Bike Parts, Inc. No part of this instruction sheet may be reproduced without the written permission of Big Bike Parts, Inc.®

Revised 7/25/2017

TOOLS REQUIRED: 10MM WRENCH

POSITION U-BOLT OVER LOWER CASE GUARD SUPPORT AND FASTEN TOE REST INTO PLACE WITH WASHERS AND NUTS PROVIDED.

